

Parking Do's and Don'ts

Do :

- Be aware
- Be courteous
- Be responsible
- Drive safely
- Observe and adhere to all regulatory signage
- Use the 'Kiss and Ride' facility where provided

Don'ts :

- Stopping in No Stopping areas
- Block driveways
- Park on footpaths
- Park in Bus Zones
- Obstruct children's crossings
- Park on a verge without consent
- Double park

Remember

It is also an offence to stop or park a vehicle:

- Within three metres of a continuous dividing line or median strip
- Within ten metres of an intersection / corner (without traffic control signals)
- On a median strip or traffic island
- So that any portion is within a bus zone





City of Bayswater

61 Broun Avenue, Morley WA 6062

Tel: (08) 9272 0622 **Fax:** (08) 9272 0665

Email: mail@bayswater.wa.gov.au

Website: www.bayswater.wa.gov.au



City of Bayswater

SCHOOL PARKING

School Parking

Areas in and around schools present potential parking problems as there may be speeding motorists, busy roads and limited parking bays.

How can parents help?

- Walk or cycle to school when dropping off or collecting children
- Park nearby and walk a short distance to the school
- Plan your trip so you arrive on the school side of the road
- Avoid leaving your vehicle for long periods
- Adhere to signage at all times
- Form a School Road Safety committee (contract your Principal or P&C)
- Use public transport
- Slow down around schools and be aware.

How can schools help?

- Educate students about parking procedures around the school
- Encourage children to educate their parents and guardians on safe school parking
- Establish a supervised 'Kiss and Ride' facility or traffic policy which can be published
- Notify parents of any problems via school newsletters

We can help!

The City of Bayswater Officers conduct regular school parking patrols during school times and are happy to help with any parking concerns your school may have. We can attend your school to remind parents about safe parking and follow up by issuing infringements if needed.

Offences include:

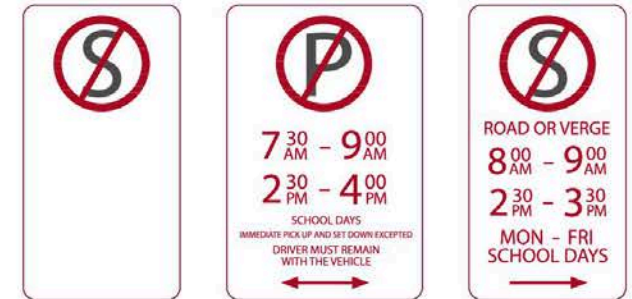
- Parking over footpaths
- Blocking driveways
- Parking in a No Stopping or No Parking area
- Double parking
- Parking on a verge without the owner's consent
- Parking facing the wrong way
- Leaving your vehicle in a drop off / Pick up area
- Parking for longer than a sign permits



No Stopping Areas

No Stopping areas can be defined by signage or a continuous yellow line painted along the edge of a road. A driver is not permitted to stop on a length of road or in an area to where no stopping restrictions apply. Vehicles may only stop in these zones to comply with other regulations (for example at traffic lights or to avoid an accident). Drivers are not permitted to drop off passengers or goods in "No Stopping" areas.

Examples of Signs



Double Parking

A driver must not stop a vehicle so that any portion of the vehicle is between any other stopped vehicle and the centre of the road.

